

## The week in seven charts

Dienstag, 08/30/2022

### The come-back of volatility?

Jackson Hole drove the stock market down while one year ahead power futures prices hit record high in Europe. Each week, the Syz investment team takes you through the last seven days in seven charts.



**Charles-Henry Monchau**  
*Chief Investment officer*


### Chart #1 — Jackson Hole, when the hawks meet

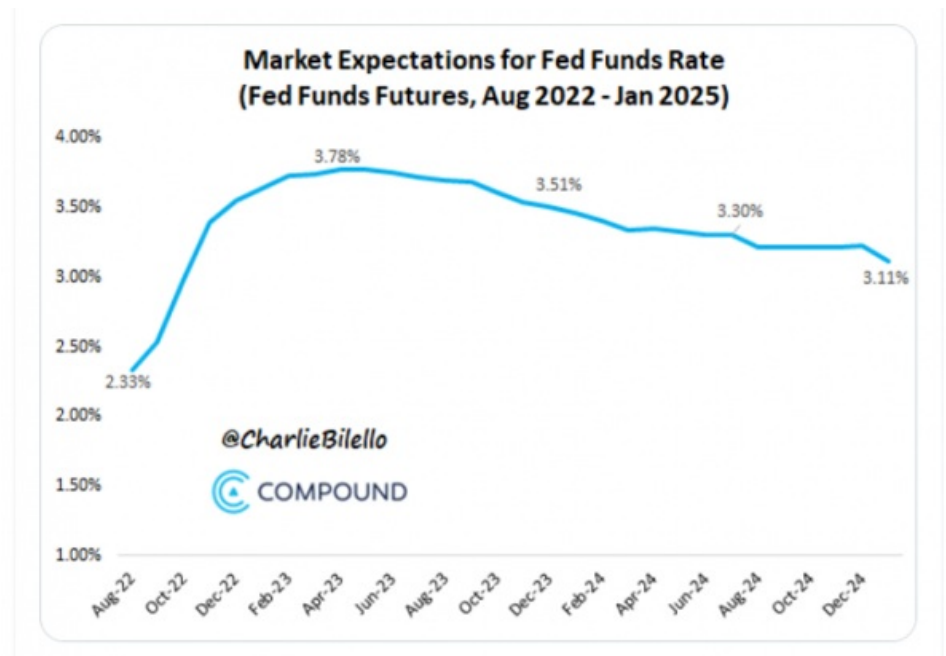
As it does every year, the Federal Reserve Bank of Kansas City hosted the annual Economic Policy Symposium in Jackson Hole, where dozens of central bankers, policymakers, academics and economists gather.

Many economists expected a non-event. The latest inflation numbers suggested a fairly balanced message from Fed Chairman Jay Powell. However, his speech was interpreted as that of a hawk, i.e., resolutely oriented towards a longer and more important monetary tightening than the market had hoped for.

There is indeed a dichotomy between the Fed's projections and those of the market. For its part, the Fed intends to raise rates for a relatively long period of time with no intention of lowering them anytime soon. The markets, for their part, were expecting rate hikes in the very short term, which will give way to rate cuts as early as 2023. At this Symposium, it seems that Mr. Powell's intention was to convince investors that the rate cuts in 2023 currently expected by the market are too optimistic.

The market adjustment was almost instantaneous. On Friday, just after Mr. Powell's speech, the yield curve indicated that investors now expect the Fed to raise interest rates to 3.8% by February 2023, up from expectations of 3.3% at the beginning of the month. In terms of sequencing, markets now assign a high probability to the following scenario: 75 basis point hike in September 2022, 25 basis point hike in November 2022, December 2022 and February 2023. The first rate cut would not occur until late 2023 or even early 2024.





Quelle  
Charlie Bilello

## Chart #2 — Mr. Powell's speech did not please the financial markets

The priority given to fighting inflation at the expense of growth was clearly outlined during Powell's speech.

Indeed, the Fed Chairman also issued a very clear warning to the American public: prepare for hard times. For Mr. Powell, reducing inflationary pressures will likely require an extended period of below-trend growth with a deteriorating labor market. Even though much of the inflation is supply driven, it is the Fed's job to lower demand to restore price balance, he said.

Tight monetary policy at the expense of growth is a formula that investors are not happy with. Since the release of July's inflation figures, markets had begun to anticipate the Fed's famous "pivot", i.e. a forthcoming shift in monetary policy, which had led to a rally in risky assets. Jackson Hole destroyed these hopes and the impact on the markets was immediate - the bears are back!

U.S. stocks fell sharply after Powell's speech. The S&P 500 Index fell 3.4%, while the Nasdaq Composite, dominated by technology stocks, which are more sensitive to interest rate expectations, lost 3.9%. It was the biggest daily decline for both indexes since mid-June.

Friday's drop in U.S. stocks was particularly broad-based, with about 99% of S&P 500 companies down on the day. Investors are concerned that higher interest rates and a continued economic slowdown will weigh on corporate earnings later this year.





Quelle  
FT

### Chart #3 — The come-back of volatility?

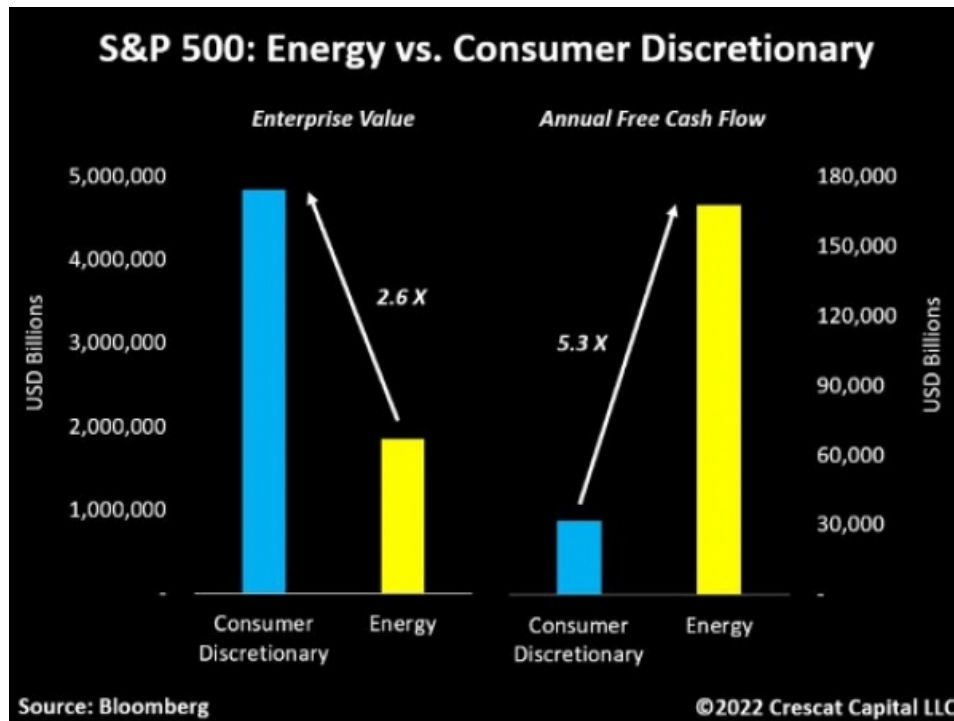
Friday's session was also marked by the return of volatility. Indeed, the VIX index ("the fear index") reacted disproportionately. In other words, the VIX rose more than the S&P 500 fell, a dichotomy that has not been seen in recent months. As a reminder, the seasonality of the VIX over the past 20 years shows an upward trend in September/October.



Quelle  
TME

#### Chart #4 — Energy stocks are outperforming again

Energy was the only sector to finish the week in the green (+4%), while the technology and consumer discretionary sectors lost more than 4%. A performance gap that could be justified by fundamentals: the consumer discretionary sector is now worth 2.6 times the size of the energy sector, while the latter generates more than 5 times the free cash flow.



Quelle  
Bloomberg, Crescat Capital

#### Chart #5 — Peak inflation in the Eurozone might be far away from us

Eurozone government bond yields rose last week. In particular, the market reacted to a Reuters article, which mentioned that some ECB policymakers intend to discuss a 75 basis point interest rate hike at the September meeting, despite the fact that the risk of recession is increasing.

We also note that the market believes that peak inflation in the Eurozone will occur much later than expected in the US.

In addition, it is expected to remain high for a longer period of time for at least 3 reasons:

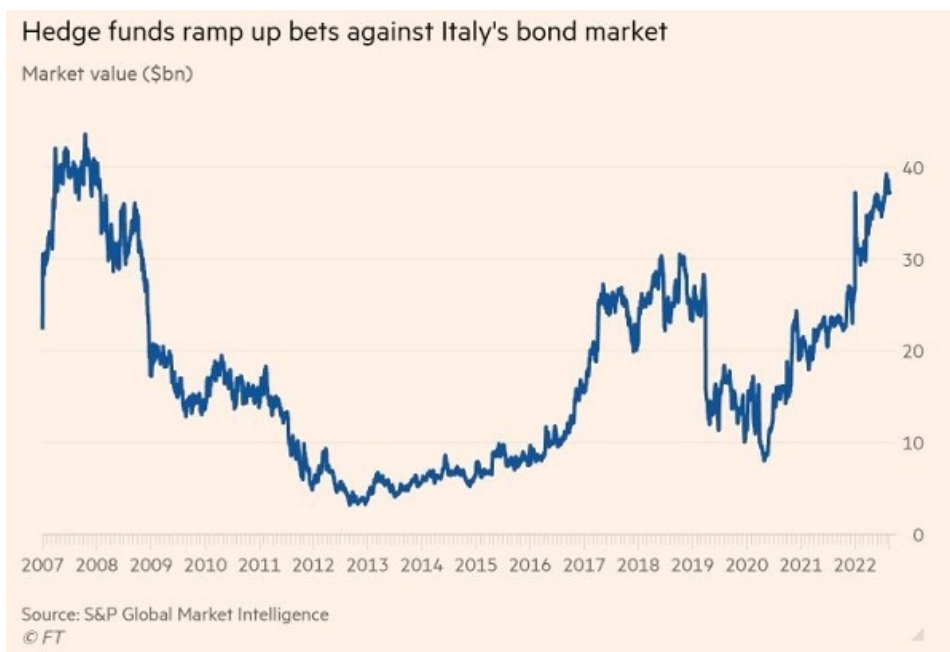
1. The surge in electricity prices;
2. The weakness of the euro;
3. A future easing of government price-cap measures (currently, Eurozone inflation is kept artificially lower than the level that should prevail).



Quelle  
Bloomberg, Christophe Barraud

#### Chart #6 — Italian bonds, the new "big short"?

Hedge funds are betting against Italy. Aggregate positions show that hedge funds have built up their largest short positions against Italian debt since 2008.



Quelle  
FT

## Chart #7 — Europe continues to sink into an unprecedented energy crisis

Europe continues to sink into an unprecedented energy crisis. The price of French electricity for 1 year exceeds the 1,000 € per megawatt hour for the first time ever. The German equivalent has also reached a record high, reaching up to €829 per megawatt hour, a 48% increase in one week! Of course, these are prices of futures contracts, used as a hedging instrument and traded on a market with little liquidity. We should therefore not assume that users will see their bills increase by an equivalent percentage.

Moreover, many countries (France, Greece, etc.) are ready to put in place accompanying measures, especially for the less well-off households. But it is clear that Europe will have to face a very complicated winter, and that the old continent is losing its competitiveness to the United States and Asia. Deindustrialization is accelerating with the closure of factories in many European countries.



Quelle  
Bloomberg

## Disclaimer

Dieses Werbedokument wurde von der Syz-Gruppe (hierin als «Syz» bezeichnet) erstellt. Es ist nicht zur Verteilung an oder Benutzung durch natürliche oder juristische Personen bestimmt, die Staatsbürger oder Einwohner eines Staats, Landes oder Territoriums sind, in dem die geltenden Gesetze und Bestimmungen dessen Verteilung, Veröffentlichung, Herausgabe oder Benutzung verbieten. Die Benutzer allein sind für die Prüfung verantwortlich, dass ihnen der Bezug der hierin enthaltenen Informationen gesetzlich gestattet ist. Dieses Material ist lediglich zu Informationszwecken bestimmt und darf nicht als ein Angebot oder eine Aufforderung zum Kauf oder Verkauf eines Finanzinstruments oder als ein Vertragsdokument aufgefasst werden. Die in diesem Dokument enthaltenen Angaben sind nicht dazu bestimmt, als Beratung zu Rechts-, Steuer- oder Buchhaltungsfragen zu dienen, und sie sind möglicherweise nicht für alle Anleger geeignet. Die in diesem Dokument enthaltenen Marktbewertungen, Bedingungen und Berechnungen sind lediglich Schätzungen und können ohne Ankündigung geändert werden. Die angegebenen Informationen werden als zuverlässig betrachtet, jedoch übernimmt die Syz-Gruppe keine Garantie für ihre Vollständigkeit oder Richtigkeit. Die Wertentwicklung der Vergangenheit ist keine Garantie für zukünftige Ergebnisse.