

## Not out of the woods yet

Montag, 04/11/2022

Our leading indicators (macro & fundamental) continue to point towards challenges for equity markets. From a technical standpoint, the long-term equity bull market trend is being challenged while market breadth is not showing much signs of improvement. In Fixed Income, we remain cautious on rates and keep a disinclination stance on credit spreads. In Forex, we keep a disinclination stance on the EUR. Our "core" scenario for 2022 is adjusted towards weaker growth and higher inflation. Our leading indicators (macro & fundamental) continue to point towards challenges for equity markets. From a technical standpoint, the long-term equity bull market trend is being challenged while market breadth is not showing much signs of improvement. In Fixed Income, we remain cautious on rates and keep a disinclination stance on credit spreads. In Forex, we keep a disinclination stance on the EUR. Our "core" scenario for 2022 is adjusted towards weaker growth and higher inflation.



**Charles-Henry Monchau**  
*Chief Investment officer*



**Adrien Pichoud**  
*Chief Economist & Senior Portfolio Manager*



**Luc Filip**  
*Head of Discretionary Portfolio Management*

### Executive summary

- Despite challenging headlines (Ukraine invasion by Russia, roaring inflation, Fed hiking rates, etc.), US stocks performance has been diverging from bonds since the second half of March. With real rates still in deep negative territory, the US consumer being in a strong shape, growth expectations remain fairly strong and earnings growth estimates showing signs of resilience, the overall impact of persistent inflationary pressures and rising interest rates on risk assets has been relatively mild.
- However, there are still some reasons to lean on the cautious side. Global financial conditions are starting to tighten significantly. Inflationary pressures are likely to rise further on the back of the commodity supply shock we are currently experiencing. Although stagflation is not our core scenario, a macroeconomic context characterized by lower economic growth and higher inflation often results in poor real returns for risk assets. While equity valuations look more attractive, there is an elevated risk for earnings growth estimates being revised downward in the near-term. Indeed, top-line growth should benefit from higher nominal GDP but in the current context of higher inflation, profit margins are likely to suffer in some specific sectors. Overall, our leading indicators (macro & fundamental) continue to point towards challenges for equity markets. Our coincident indicators (market factors) are not positive enough to change this view. On the contrary, the long-term equity bull market trend is being challenged while market breadth is not showing much signs of improvement.
- The weight of the evidence (i.e the aggregation of our fundamental and market indicators) remains negative. As such, we maintain a disinclination view on equity markets in general while we remain positive on US and Japanese equities. Our least favored market remains Eurozone equities (strong disinclination) and we maintain a cautious view on UK and Swiss markets.
- In Fixed Income, we remain cautious on rates and keep a disinclination stance on credit spreads. In Forex, we keep a disinclination stance on the EUR. We remain cautious on the Sterling and are downgrading the Japanese Yen to cautious. We remain positive on the Swiss Franc. We are upgrading Commodities from cautious to positive. We keep our preference stance on Gold.

### Indicators review summary

On an aggregated basis, our indicators are pointing towards a **DISINCLINATION** on risk assets.

## Macro & Fundamental Factors

(Leading indicators)

- Macro-economic cycle:  
**NEGATIVE**
- Liquidity:  
**NEUTRAL**
- Earnings growth:  
**NEUTRAL**
- Valuations:  
**NEUTRAL**

## Market Factors

(Coincident indicators)

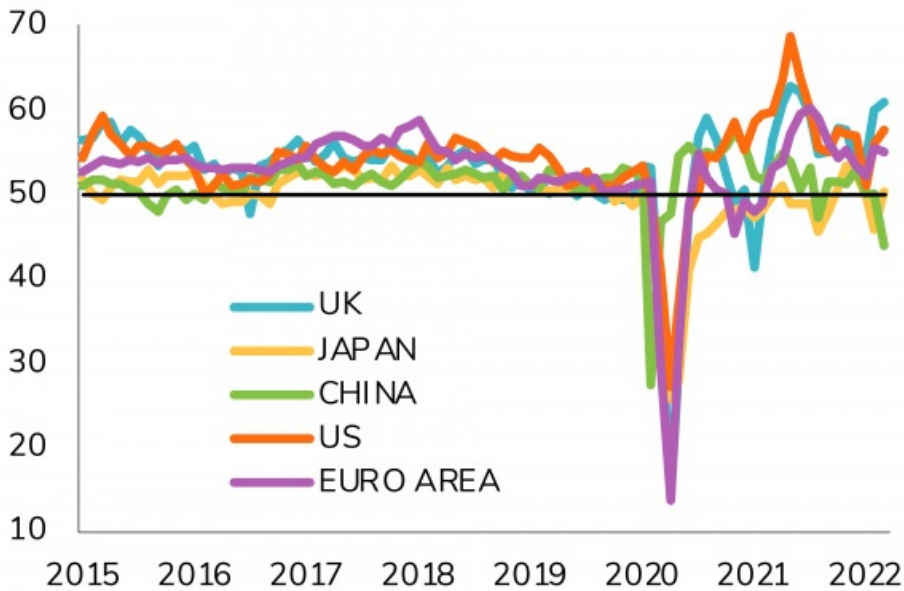
- Market Technicals (Breadth, Sentiment, etc.):  
**NEUTRAL**

### Indicator #1

#### Macro-economic cycle: Negative

We believe that the macro perspective has deteriorated compared to last year. Our “core” scenario for 2022 is adjusted towards weaker growth and higher inflation. Global growth was expected to be above trend before the conflict. Currently, global growth remains firmly positive and the impact of Omicron on the US and Europe has dissipated. However, the Ukraine/Russia war is likely to decrease global real GDP growth by at least 1 per cent due to rising energy prices, negative impact on global trade, deteriorating consumer and corporate sentiment and the risk of worsening financial and liquidity conditions. Meanwhile, inflation keeps rising in the US and in Europe and exceeds expectations. The Russia-Ukraine war is creating a supply shock with moderate to severe effects – depending on the extent and length of the sanctions. This should lead to higher inflation than expected. As such, our macro indicator is NEGATIVE. However, stagflation is not our core scenario as global growth in developed countries remains above trend – see PMI composites below.

PMI Composite by country



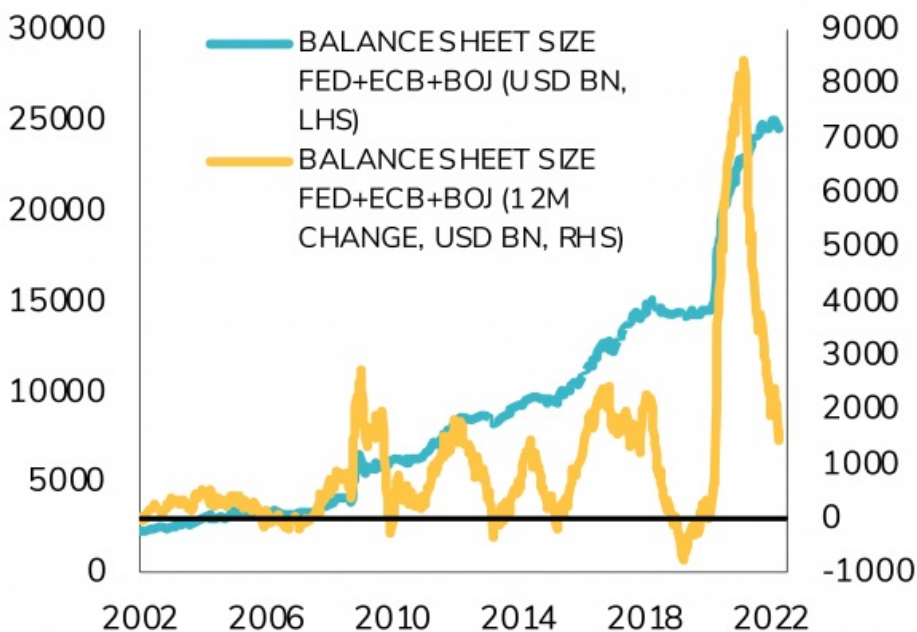
Quelle  
Banque Syz, FactSet

## Indicator #2

### Liquidity: Neutral

In the US, Monetary policy is unlikely to provide much support to the economy and financial markets. On the back of a strong job market and the highest inflation number over the last 40 years, the Fed will stick to its plan to hike rates and tighten liquidity despite the conflict. On the other hand, the European Central bank may be more cautious than expected regarding rate hikes and QE tapering. Should the geopolitical and financial crisis deepen, fiscal and/or monetary policy should come as a support not only in Europe but also in the US. For the time being, we view the liquidity conditions as NEUTRAL.

G3 Central banks balance sheet size & rolling 12m change



Quelle  
Banque Syz, Bloomberg

## Indicator #3

### Earnings growth: Neutral

To the surprise of many, we continue to see analysts revising earnings upwards for 2022. Expectations for S&P 500 earnings growth are now at 9.1%, up from 7.0% at the end of December 2021. The historical norm has analysts lowering annual earnings estimates on average during this period. Balance sheets remain solid as well and companies have room for more share buybacks. As such, we continue to see earnings growth as being a tailwind for equities but still believe that some downward earnings growth revision could happen later this year. Indeed, after a very strong earnings rebound in 2021, base effects are no longer very favorable. While profit margins have been resilient until now, high input cost pressures can hurt individual companies and some specific sectors. That being said, we still expect high single digit earnings growth. Share buybacks provide strong support while value / cyclical sectors benefit from rising commodities prices. In Europe, banks are suffering from Russian exposure and flattening yield curve. We expect low single digit growth for European earnings this year.

#### Expected EPS growth

	2022e	2023e
MSCI World	9.5%	7.9%
S&P 500	9.9%	9.8%
Stoxx 600	9.8%	6.3%
Euro Stoxx	7.6%	7.9%
FTSE 100	9.7%	3.1%

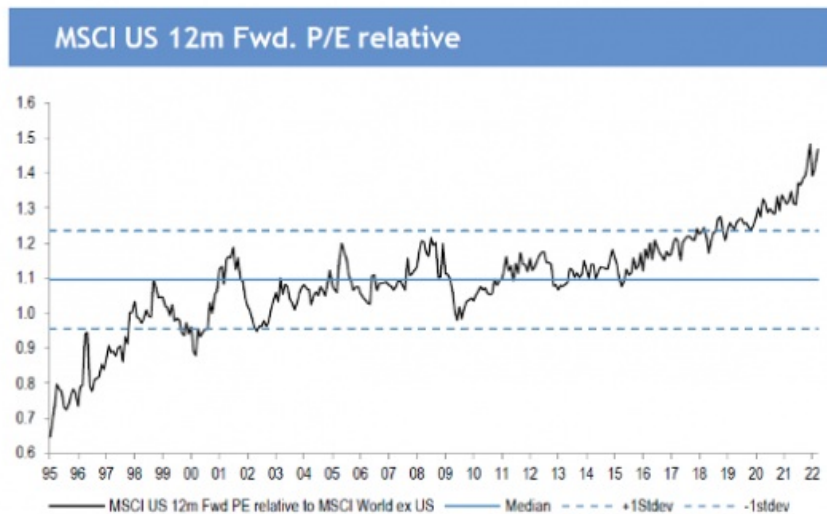
Quelle  
IBES

## Indicator #4

### Valuations: Neutral

Global equity valuations have eased but are still above historical average in the US. Relative valuations of the US versus the rest of the world are a clear challenge as the region is trading extremely expensive versus peers, on most measures. One rational explanation is the fact that strong US earnings delivery supported this outperformance. Compared to bonds, equity markets remain attractive as real bond yields remain in deep negative territory. That means that investors are incentivized to keep investing into risk assets. We also note that with the return of inflation, investors consider stocks as being a much better hedge against inflation than bonds. As such, asset allocators are rotating from fixed income funds into equity funds. This can push equity valuations higher. On a more cautious note, we feel that increased geopolitical risk, growing economic sanctions to Russia and downgrades in earnings are not fully priced yet. As such, this indicator remains NEUTRAL.

## MSCI US 12m forward Forward P/E relative to MSCI World ex-US



Source: IBES

Quelle  
IBES

### Indicator #5

#### Market technicals: Neutral

Our market indicators are NEUTRAL but have been deteriorating recently and show that the recent market rebound is weakening. The low frequency / long-term indicators show that the long-term bull trend (price above 200 days moving average) has been broken – albeit by a small margin. Volume signal is becoming a headwind, i.e market advance is not confirmed by rising volume while correction are confirmed by rising volume. We also note that market breadth keeps deteriorating. Unlike the US, our European indicators give a negative signal on an aggregated basis.

### Asset Class Preferences

#### Equity allocation: Disinclination

Based on the weight of the evidence, we keep a disinclination stance on equities. The U.S. economy has moved into the late cycle 'slowdown' phase, after spending the last 18 Months in Mid-Cycle 'Expansion'. Late-cycle 'slowdown' is consistent with below-average equity market performance, owing to slower earnings growth and multiple compression. Earnings growth remains a tailwind but we expect macro uncertainty and volatility to weigh on valuation multiples. From a regional perspective, we do have a positive stance on US and Japan equities. Our least favored market remains Eurozone equities (strong disinclination). There is significant geopolitical risk and energy dependency. Moreover, the upcoming French elections could create some volatility as well. Outside Eurozone, we maintain a cautious view on UK and Switzerland.

## Fixed income allocation: Disinclination

On the fixed income side, we stay cautious on rates. A huge bear flattening of USD and EUR yield curves has been observed over the last few months as surging inflation increases the pressure on central banks. Medium and long-term inflation expectations rose to multi-year highs due to the surge of energy and commodity prices and rising wages. In the Eurozone, the rates curve acknowledges a coming exit of the ECB Negative Interest Rate Policy, with sovereign spreads amplifying the move. Overall, we see some divergence across government bonds markets. US short rates are now set on a very aggressive path while the EURs still have work to do. We thus find some value in the short-end of the US Government curve. We are however downgrading the EUR Peripheral curve to disinclination due to a potential PEPP (Pandemic emergency purchase program) /APP (Asset purchase program) early exit (July) and French election as possible headwinds. In credit, we keep a disinclination stance. The recent revaluation of credit spreads has added some value to the segment, especially in the short duration bucket. However, Investment Grade and High Yield are still not cheap compared to current volatility, poor liquidity and the lack of support stemming from central bank. A bright spot is the 0-2 year segment in Investment Grade / High Yield. Emerging markets debt recorded their worst start of the year ever (-10%). We remain cautious on this segment but believe the overall context is improving. First, valuations are attractive overall. Moreover, Chineserealestate added positive color in recent days which underpinned our Asian High Yield attractive valuation thesis. Another positive is the sharp rebound of capital flows into Emerging Markets bonds in the last few weeks. We are thus carefully monitoring this segment. Last but not least, we are upgrading subordinated debt to positive from cautious. This matured and resilient asset class is still offering some attractive yield premiums and this despite solid capital position.

## Commodities: Positive overall (upgrade). Keep a preference stance on Gold

We believe that commodities might be short-term overbought but remain long-term under-owned. After years of capex underinvestment, many commodities are facing a supply shortage while demand is firm. The invasion of Ukraine by Russia and the sanctions are worsening the situation. Energy and commodities are needed for virtually everything, yet Russia exports everything, and unlike 1973, it's not just the price of oil, but the price of everything that is surging. And the supply shock might be a long lasting one. Indeed, despite ongoing negotiations between Russia and Ukraine, a stalemate with prolonged economic impacts looks likely. We are thus upgrading our view from cautious to positive. We keep our preference stance on Gold. The yellow metal is one of the few portfolio diversifier remaining. It benefits from lower real bond yields, geopolitical uncertainty and tight supply.

## Forex: Positive on the dollar and the Swiss franc; disinclination stance on the euro; downgrading the yen

In Forex, we keep our disinclination stance on the euro. The Ukrainian War weights on EUR prospects from several angles: macroeconomic growth prospects, interest rate differentials and flows of funds. We stay cautious on the Sterling and positive on the Swiss Franc. Fundamental drivers plead for a strong CHF over the medium term. Flight to safety from European assets is a powerful support. We stay cautious on GBP/USD. We are downgrading the Japanese yen from positive to cautious. Growth momentum and monetary policy differentials are weighting on the yen.

## Tactical positioning: our asset allocation matrix

	Strong Disinclination	Disinclination	Cautious	Positive	Preference	Strong Preference
<b>Portfolio risk</b>		Equities Credit Spreads	Rates			
<b>Equities</b>	Euro zone EM Eastern Europe		Switzerland United Kingdom	United States Japan China & EM Asia EM Latam		
<b>Bonds</b>		HY Credit IG Credit	Government Bonds EM Hard EM Local	<b>Subordinated debt</b> →		
<b>Yield curves</b>		EUR "peripheral" ← CHF GBP	USD EUR "core"			
<b>Forex (vs USD)</b>		EUR	EM currencies GBP JPY ←	CHF		
<b>Commodities</b>				<b>Commodities</b> →	Gold	

Source: Investment strategy group - 07 April 2022

### Change from last month

- Preference
- ← Disinclination

---

## Disclaimer

Dieses Werbedokument wurde von der Syz-Gruppe (hierin als «Syz» bezeichnet) erstellt. Es ist nicht zur Verteilung an oder Benutzung durch natürliche oder juristische Personen bestimmt, die Staatsbürger oder Einwohner eines Staats, Landes oder Territoriums sind, in dem die geltenden Gesetze und Bestimmungen dessen Verteilung, Veröffentlichung, Herausgabe oder Benutzung verbieten. Die Benutzer allein sind für die Prüfung verantwortlich, dass ihnen der Bezug der hierin enthaltenen Informationen gesetzlich gestattet ist. Dieses Material ist lediglich zu Informationszwecken bestimmt und darf nicht als ein Angebot oder eine Aufforderung zum Kauf oder Verkauf eines Finanzinstruments oder als ein Vertragsdokument aufgefasst werden. Die in diesem Dokument enthaltenen Angaben sind nicht dazu bestimmt, als Beratung zu Rechts-, Steuer- oder Buchhaltungsfragen zu dienen, und sie sind möglicherweise nicht für alle Anleger geeignet. Die in diesem Dokument enthaltenen Marktbewertungen, Bedingungen und Berechnungen sind lediglich Schätzungen und können ohne Ankündigung geändert werden. Die angegebenen Informationen werden als zuverlässig betrachtet, jedoch übernimmt die Syz-Gruppe keine Garantie für ihre Vollständigkeit oder Richtigkeit. Die Wertentwicklung der Vergangenheit ist keine Garantie für zukünftige Ergebnisse.